




# How to Use?

Neverblock - Android



# Step 1

Click on Android logo on the bottom part of website.



ANDROID



OS X



WINDOWS



IOS  
COMING SOON



LINUX  
COMING SOON

**DOWNLOAD**

# Step 2

You will be directed into Neverblcok page on Play Store. Then click **Install.**



**NeverBlock**

Neverblock

3+

INSTALL



Downloads



5



Tools



Similar

Browse the internet privately,  
anonymously and securely.

[READ MORE](#)



# Step 3

When it finished, click **open**.



**NeverBlock**

Neverblock

3+

UNINSTALL

OPEN



Downloads



5



Tools



Similar

Browse the internet privately,  
anonymously and securely.



## WHAT'S NEW

- + Fixed Register form for Smaller Screen Size
- + Fixed Openssl Security issue
- + Used new API, please Logout and re-register

# Step 4

You will see login pages, please enter your **username** and **password**, then click **login**. If you do not have any account, please click **register**.

## LOGIN

Username

Password

Login

Don't have an account ? [Sign up now](#)

# Step 5

Please fill out this field and click **register**. Then, check your inbox mail to verify your account.

## REGISTER FORM

Name

Email

Phone

Password

Confirm Password

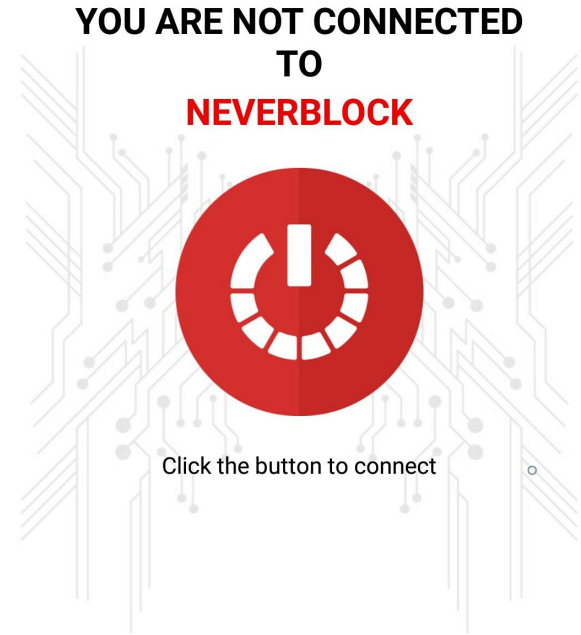
You will get 7 days FREE Trial

Submit

Cancel

# Step 6

After finishing registration, you will back into login pages (**Step 4**). Please click red button to activate NeverBlock.



# Step 7

If you are new at NeverBlock, there is pop up will appear. Click **OK** to activate NeverBlock.

Logout

## YOU ARE NOT CONNECTED

### Allow connection

NeverBlock is requesting permission to set up a VPN connection that will allow it to monitor network traffic. Only allow this if you trust the source.

An icon will be shown at the top of your screen while the VPN is in use. Allow?

CANCEL OK

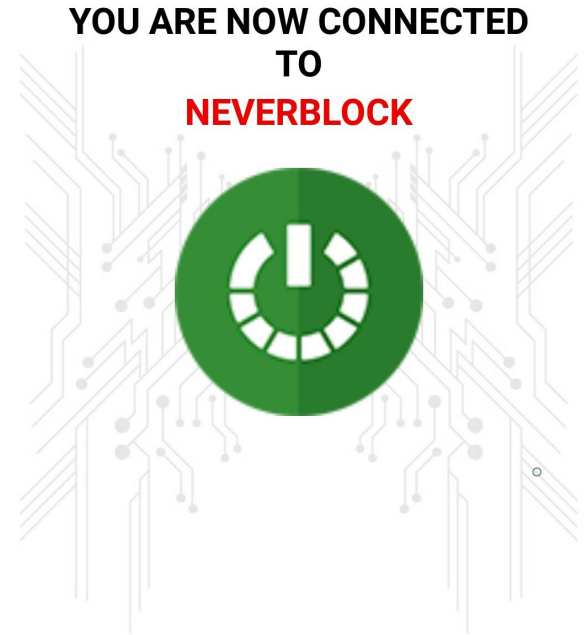
[About Us](#) [Contact Us](#)

neverblock.me @ 2015 - All Right Reserved



# Step 8

If button color change into green, you are successful to activate the apps. To turn off the apps, just click on green button.



Thank You

